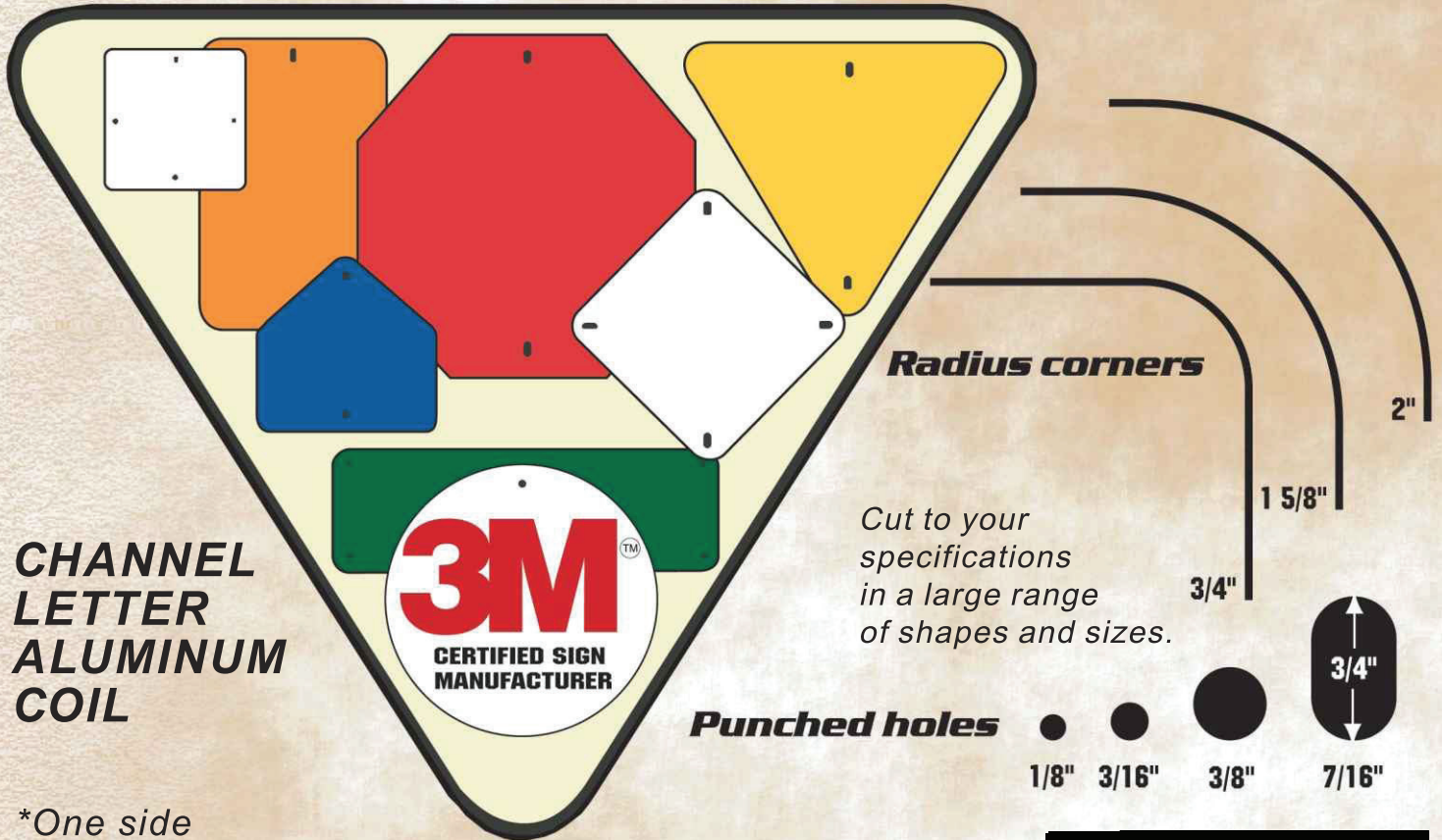


ALUMINUM SHEETS AND BLANKS.....

Manufactured with precision and quality



CHANNEL LETTER ALUMINUM COIL

*One side guaranteed protected by Polymask plastic.

Anodized Aluminium :



Aluminium Availability

FINISH	THICKNESS						
	Inch Gauge	.040	.051	.064	.081	.125	.250
UNPAINTED Alodined and degreased				!	!	!	!
REFLECTIVE choose from a large array of colours and grades		!	!	!	!	!	!
* PAINTED WHITE BAKED ON ENAMEL Finished on both sides		!	!	!	!		
* COLOURED ALUMINIUM Colour one side, white on the other		!					
* ANODIZED Choose from mirror, satin or brush in clear or gold		!					
Other colours, finishes and thicknesses available							

Painted aluminium colours - stock



* Colours pictured here are an approximate representation only.

METAL SIGN HOLDERS

Cost effective, high impact signage

PORTABLE OUTDOOR SIGN HOLDER



WINDSPINNER

Total height: 39"
DISPLAY AREA:
18" X 30"

W-1836

Spins with ease.
Heavy duty 30" (diagonal) secure base.
Solid steel construction, can be used with a variety of substrates up to 1/2" thick (not included).
Pegs sold separately.

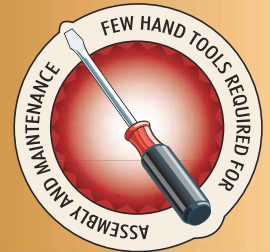
MODERN
FRAMELESS
DESIGN

EXCELLENT
OUTDOOR
WEATHERABILITY

EASY AND QUICK
ASSEMBLY

STURDY METAL BASE

In addition to our extensive range of "A" frame type sign holders we also offer a line of products that are equally easy to use and support the same range of possible insert materials, and are designed to produce a high impact effect. Inserts are available at the customers request.



CST-022

CHROME FLOOR STAND
Heavy 16" (D) base
Total height: 65"

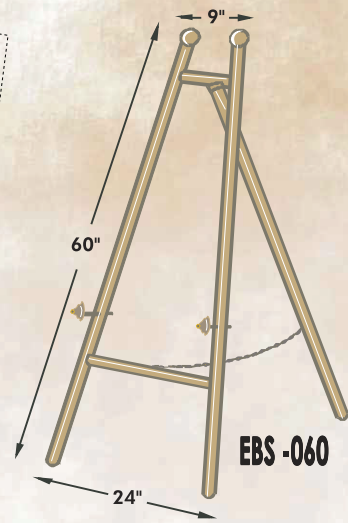


BST-022

BLACK FLOOR STAND
Total height: 60"



AAE 2260

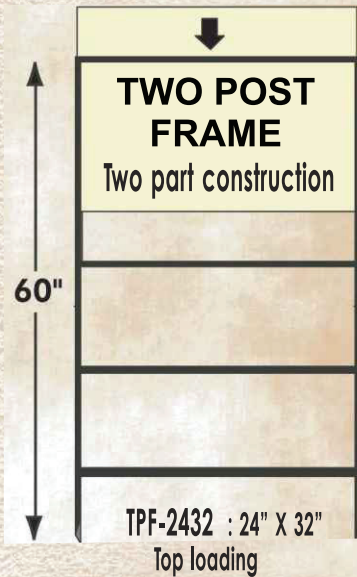


EBS-060

BRASS COLOURED EASEL

METAL SIGN HOLDERS.....

Easy to use with various signage materials




TWO POST FRAME
 One part construction
 TPF-1824 18"x24"
 TPF-2424 24"x24"
 TPF-2436 24"x36"



A-218 : Insert size: 24" X 18"
A-232 : Insert size: 32" X 24"
 Top loading



A-203 : Insert size: 24" X 36"
 Top loading

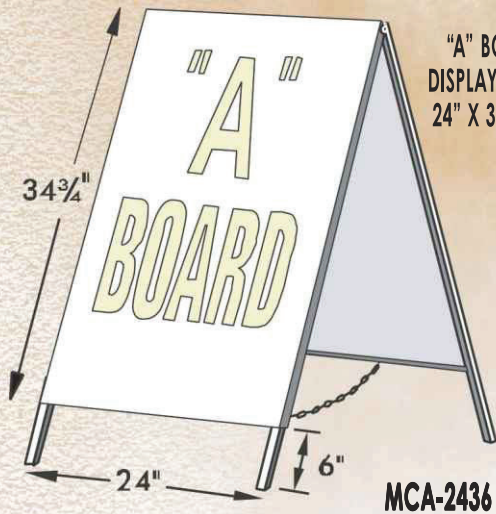


A-203 : Insert size: 24" X 36"
A-204 : Insert size: 24" X 48"
A-324 : Insert size: 32" X 48"
 Side loading



There are many metal sign holders to choose from. Each one is an engaging solution which presents the respective signage in a durable, sturdy "A" frame constructed out of steel with black powder coated finish. These frames support many different display area requirements and materials; plywood, masonite, aluminium, coroplast, plastics, etc. Very easy to use and maintain, simply paint or apply vinyl graphics to the insert and slide it in.

* Inserts available, only at customers request

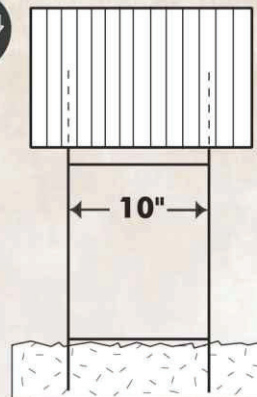


Steel construction, painted white. No additional inserts required. Excellent for use with magnetics. Just add graphics.

"A" BOARD
 DISPLAY AREA:
 24" X 34 3/4"



CRANE SIGN HOLDER
 Two part construction for easy installation and handling
 Holes 16" apart on center
 DISPLAY AREA:
 24" x up to 40"



STEP STAKE
 For corrugated plastic signs (not included)
 Flexible, rustproof steel wire construction.
 Excellent for:
 election, real estate,
 or any temporary lawn sign. Available in singles or cases of 50.

PARKING CONTROL AND REGULATION SIGNS



P-1 18" x 24"



P-2 18" x 24"



P-3 18" x 24"



P-4 18" x 24"



P-5 18" x 24"



P-6 18" x 24"



K-3 18" x 24"



K-4 18" x 24"



P-9 18" x 24"



P-10 18" x 24"



K-2 18" x 24"



P-53 18" x 24"



P-12 18" x 24"



P-13 18" x 24"



P-7 18" x 24"



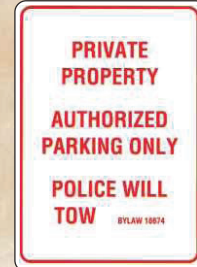
P-19 18" x 24"



P-51 18" x 24"



P-101 18" x 24"



P-59 18" x 24"



P-17a 18" x 24"



P-11a 18" x 24"



P-70 18" x 24"



P-22 18" x 24"



P-52 18" x 24"



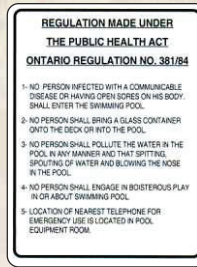
P-20 18" x 24"



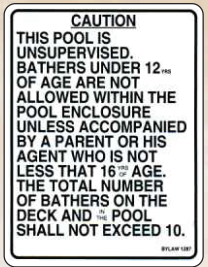
P-21 18" x 24"



P-14 24" x 24"



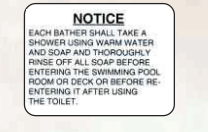
S-1 18" x 24"



S-2 18" x 24"



R-8 12" x 18"



S-3 9" x 12"

STOCKED IN .051 ALUMINUM

P-49 12" x 18"	P-50 12" x 18"	P-41 12" x 18"	P-42 12" x 18"	P-43 12" x 18"	P-39 12" x 18"	P-40 12" x 18"	P-93 12" x 18"	P-94 12" x 18"
P-91 12" x 18"	P-92 12" x 18"	P-77 12" x 18"	P-147 12" x 18"	P-47 12" x 18"	P-46 12" x 18"	P-26 12" x 18"	P-37 12" x 18"	P-38 12" x 18"
P-152 12" x 18"	P-78 12" x 18"	P-34 12" x 18"	P-35 12" x 18"	P-31 12" x 18"	P-36a 12" x 18"	P-32a 12" x 18"	P-86 12" x 18"	P-33a 12" x 18"
P-44R 12" x 18"	P-44L 12" x 18"	P-27 12" x 18"	P-79 12" x 18"	P-80 12" x 18"	P-81 12" x 18"	P-75 12" x 18"	P-61 12" x 18"	P-76 12" x 18"
P-83 12" x 18"	P-90 12" x 18"	P-48 12" x 18"	P-85 12" x 18"	P-84 12" x 18"	P-87 12" x 18"	P-88 12" x 18"	P-119 12" x 18"	W-14a 12" x 18"

P-16 24" x 30"	W-9 12" x 18"	W-11 12" x 18"	P-23 12" x 18"	P-29 9" x 12"	P-30 9" x 12"	
P-97 12" x 12"	P-109 12" x 24"	P-99 12" x 12"				A-3 38" x 15"

P-164 12" x 24"	P-65 12" x 24"	PA-01 12" x 36"	P-28 L-Left R-Right 12" x 36"	PA-03 12" x 36"
PA-02 12" x 36"	PA-04 12" x 36"	PA-05 12" x 36"		

REFLECTIVE TRAFFIC CONTROL SIGNS

• REGULATORY SIGNS •



Ra-1 ~60x60cm
Ra-101 ~75x75cm
Ra-1101 ~120x120cm



Ra-11T ~15x30cm



Ra-2 ~75cm
Ra-102 ~90cm



Ra-2T ~22.5x45cm



Ra-6 ~30x45cm



Ra-7 ~30x45cm



Ra-8 ~30x45cm



Ra-9 ~30x30cm



Ra-9A ~30x45cm



Ra-12 ~13x20cm



Ra-13 ~45x60cm



Rb-1A ~60x90cm




Rb-1 ~60x75cm



Rb-7t ~20x60cm



Rb-10 ~60x60cm



Rb-10A ~60x90cm



Rb-10T ~30x60cm



Rb-11 ~60x60cm



Rb-11A ~60x90cm



Rb-12 ~60x60cm



Rb-12A ~60x90cm



Rb-13 ~60x60cm




Rb-14 ~60x60cm



Rb-15 ~60x60cm



Rb-16 ~60x60cm




Rb-19 ~60x60cm




Rb-19T ~60x60cm



Rb-20 ~60x120cm



Rb-21A ~30x90cm



Rb-24 ~60x75cm



Rb-25 ~60x75cm
Rb-125 ~60x90cm



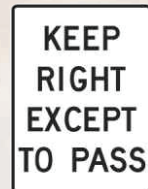
Rb-27 ~60x75cm



Rb-30 ~90x120cm



Rb-31 ~60x60cm



Rb-33 ~90x120cm



Rb-34 ~90x120cm

REFLECTIVE TRAFFIC CONTROL SIGNS

• REGULATORY SIGNS •



Rb-35 ~60X60cm



Rb-35T ~30X60cm



Rb-36 ~90X150cm



Rb-37 ~120X240cm

BOTH DIRECTIONS


Rb-37T ~30X240cm



Rb-41 ~60X60cm




Rb-41T ~30X60cm




Rb-42 ~60X60cm



Rb-42T ~30X60cm




Rb-43 ~60X60cm



Rb-44 ~60X60cm




Rb-45 ~60X60cm



Rb-46 ~60X60cm



Rb-47 ~60X60cm



Rb-48 ~90X90cm



Rb-51A ~30X30cm



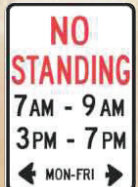
Rb-52 ~30X45cm



Rb-53 ~30X45cm




Rb-54 ~30X30cm
Rb-154 ~60X60cm



Rb-54A ~30X45cm
Rb-154A ~60X90cm



Rb-55 ~30X30cm
Rb-155 ~60X60cm



Rb-56 ~30X45cm
Rb-156 ~60X90cm



Rb-57 ~30X45cm
Rb-157 ~60X90cm



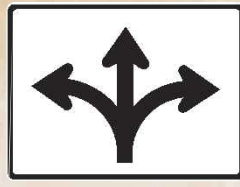
Rb-58 ~60X90cm



Rb-60 ~60X60cm



Rb-61 ~60X60cm



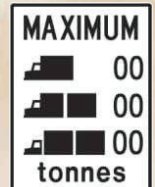
Rb-61T ~45X60cm



Rb-62 ~60X60cm



Rb-63 ~60X75cm
Rb-163 ~60X90cm



Rb-63A ~90X120cm



Rb-64 ~60X60cm



Rb-65 ~60X60cm



Rb-66 ~60X60cm



Rb-67 ~60X60cm



Rb-68 ~60X60cm



Rb-69 ~45X45cm
Rb-169 ~60X60cm

REFLECTIVE TRAFFIC CONTROL SIGNS



Rb-74 ~45X75cm



Rb-76 ~60X75cm



Rb-77 ~60X60cm



Rb-78 ~60X90cm



Rb-79(R+L) ~60X90cm



Rb-80 ~60X75cm



Rb-81 ~45X60cm



Rb-84T ~20X60cm




Rb-85T ~20X60cm



Rc-1 ~45X60cm



Rc-2 ~45X60cm



Rc-5 ~45X60cm



Rc-6 ~30X45cm

• WARNING SIGNS •



Wa-1L ~60X60cm
Wa-101L ~75X75cm



Wa-2L ~60X60cm
Wa-102L ~75X75cm



Wa-3L ~60X60cm
Wa-103L ~75X75cm



Wa-4L ~60X60cm
Wa-104L ~75X75cm




Wa-5L ~60X60cm
Wa-105L ~75X75cm



Wa-6L ~60X60cm
Wa-106L ~75X75cm



Wa-7 ~45X45cm



Wa-8 ~75X75cm
Wa-108 ~90X90cm



Wa-8(R+L) ~90X90cm
Wa-108(R+L) ~120X120cm



Wa-9 ~45X60cm



Wa-11 ~60X60cm



Wa-12A ~60X60cm
Wa-112A ~75X75cm



Wa-11A ~60X60cm
Wa-111A ~75X75cm



Wa-12 ~60X60cm



Wa-13 ~60X60cm



Wa-13A ~60X60cm
Wa-113A ~75X75cm



Wa-14 ~60X60cm



Wa-15A ~60X60cm
Wa-115A ~75X75cm



Wa-16 ~75X75cm
Wa-116 ~90X90cm



Wa-17 ~60X60cm



Wa-18 ~30X60cm



Wa-21 ~75X75cm
Wa-121 ~90X90cm



Wa-22 ~60X60cm

REFLECTIVE TRAFFIC CONTROL SIGNS



Wa-22A ~60X60cm



Wa-23L ~75X75cm
Wa-123L ~90X90cm



Wa-24 ~75X75cm
Wa-124 ~90X90cm



Wa-24A ~90X90cm



Wa-24T ~45X60cm



Wa-25 ~75X75cm



Wa-25T ~30X60cm
Wa-125T ~45X90cm



Wa-27 ~60X90cm



Wa-28 ~75X75cm
Wa-128 ~90X90cm



Wa-29 ~60X60cm



Wa-30 ~90X90cm



Wa-30T ~45X75cm



Wa-31 ~45X45cm



Wa-32 ~60X90cm
Wa-132 ~90X120cm



Wa-32T ~20X60cm



Wa-33(R+L) ~30X90cm



Wa-133 ~45X90cm



Wa-34 ~75X75cm



Wa-35 ~75X75cm



Wb-1 ~75X75cm
Wb-101 ~90X90cm



Wb-1A ~75X75cm
Wb-101A ~90X90cm



Wb-2 ~60X60cm
Wb-102 ~75X75cm



Wb-3 ~90cm



Wb-4 ~75X75cm
Wb-104 ~90X90cm



Wb-6 ~60X60cm



Wc-1 ~60X60cm
Wc-101 ~80X80cm



Wc-2 ~60X90cm
Wc-102 ~90X120cm



Wc-2T ~45X60cm
Wc-102T ~45X90cm



Wc-2A ~60X90cm
Wc-101 ~80X120cm



Wc-2AT ~45X60cm
Wc-102AT ~45X90cm



Wc-3 ~60X60cm



Wc-4 ~75X75cm



Wc-5 ~75X75cm
Wc-105 ~90X90cm



Wc-6R ~75X75cm



Wc-7 ~75X75cm



Wc-8L ~75X75cm
Wc-108L ~90X90cm

REFLECTIVE TRAFFIC CONTROL SIGNS



Wc-9~60X60cm



Wc-10~90X90cm



Wc-11~60X60cm
Wc-111~90X90cm



Wc-12~60X60cm
Wc-112~90X90cm



Wc-12T~30X60cm



Wc-13~90X90cm



Wc-14~60X60cm



Wc-17~90X90cm



Wc-18~60X60cm



Wc-21~75X75cm



Wc-21T~30X60cm

• TEMPORARY CONDITION SIGNS •



Tc-1~90X90cm
Tc-101~120X120cm



Tc-102A~90X90cm



Tc-2B~90X90cm



Tc-3L~75X75cm
Tc-103L~90X90cm



Tc-3TL~60X60cm



Tc-3R~75X75cm
Tc-103R~90X90cm



Tc-3TR~60X60cm



Tc-4~90X90cm
Tc-104~120X120cm



Tc-5~90X90cm
Tc-105~120X120cm
Tc-1105~180X180cm



Tc-6~90X90cm
Tc-106~120X120cm
Tc-1106~180X180cm



Tc-9R~75X75cm
Tc-109R~90X90cm



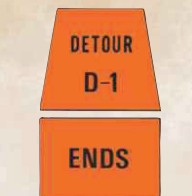
Tc-10A~45X45cm



Tc-10B~45X45cm



Tc-10C~45X45cm



Tc-10D~45X45cm



Tc-13~90X90cm



Tc-14~60X60cm



Tc-15~60X60cm



Tc-16A~60X60cm
Tc-116A~75X75cm



Tc-16B~60X60cm
Tc-116B~75X75cm



Tc-16C~60X60cm
Tc-116C~75X75cm



Tc-16D~60X60cm
Tc-116D~75X75cm



Tc-16E~60X60cm
Tc-116E~75X75cm



Tc-17~45X45cm

REFLECTIVE TRAFFIC CONTROL SIGNS



Tc-18~45X60cm
Tc-118~60X75cm



Tc-21~90X90cm



Tc-22~45X45cm



Tc-22B~45X45cm



Tc-26~60X60cm



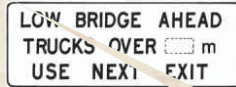
Tc-31(R+L) ~90X90cm



Tc-32~90X90cm



Tc-32T~60X90cm



Tc-33~90X240cm



Tc-34~90X90cm



Tc-36~60X90cm



Tc-37~60X60cm



Tc-39~45X45cm



Rb-90A~60X90cm



Rb-91~90X120cm



Rb-92~90X120cm



Tc-52~20X90cm

Don't see what you need?

JUST ASK!

ALL REFLECTIVE TRAFFIC CONTROL SIGNS ON .081 ALUMINIUM

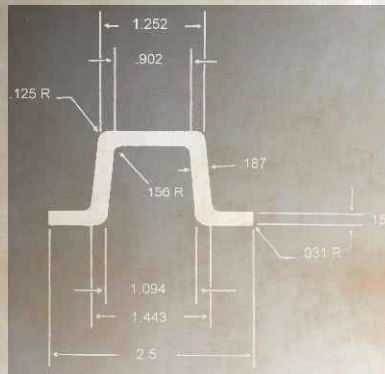
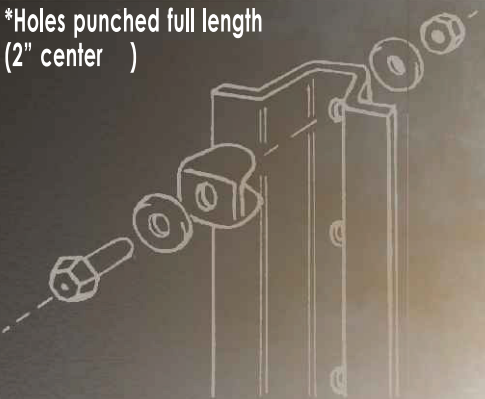
U-CHANNEL SIGN POST

MINISTRY OF TRANSPORTATION STANDARD
HOT DIPPED GALVANIZED STEEL

Weight: 2.47 lbs./ft.

- 10' or 12' lengths
- Custom lengths available

*Holes punched full length
(2" center)



ALSO AVAILABLE:
MINI SQUARE POST 1" X 1" X 8'
Use for:


- Private property
- 911 sign systems
- Light signage, etc.

Custom lengths and hole punching available

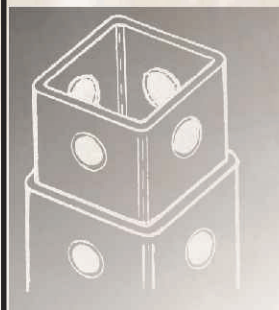
HARDWARE INCLUDED WITH U-CHANNEL POST:

- 2 - U-clips
- 2 - 3/8" x 2 1/2" hexbolts
- 2 - 3/8" nuts
- 2 - 3/8" washers

DELINEATOR STEEL POST GALVANIZED 8' AND GREEN 7' PAINTED FINISH




Weight: 1.12 lbs./ft.
• 24 hole



TELESCOPING

SQUARE TUBE SIGN SUPPORTS
Post: 10' x 1 3/4" (14 gauge)
Base: 3' x 2" x 2" (12 gauge)
*Holes punched full length

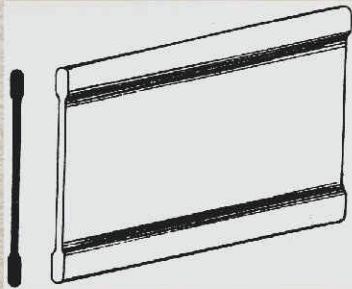


Hardware Kit:



Corner bolt & Drive rivet

EXTRUDED ALUMINUM STREET NAME BLANKS AND SIGNS



6063 - T6 AL ODINED ALUMINIUM

Street name signs are made to municipal specification.
Double faced, shipped bare or laminated using engineering or high intensity grade reflective sheeting.


6 1/4" and 8" x V ARIABLE LENGTH

(Holes can be drilled at your request)

SIGN BRACKETS AND HARDWARE

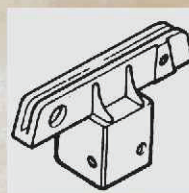


END MOUNT BRACKET
EMB -6 = 6" Street plate
EMB -8 = 8" Street plate

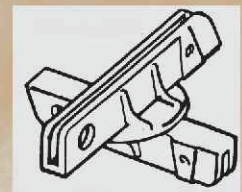


METRO WING BRACKET
MWB -8

May be bolted or strapped to posts.
Secures extruded aluminium street plate, or traffic control signs. Includes hardware.

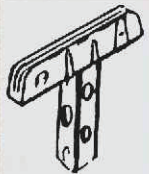


SQUARE POST BRACKET
SPB -1 = for 1 3/4" post



90° CROSS SEPERATOR
CMB

Cross mounting bracket for 4 way intersections.

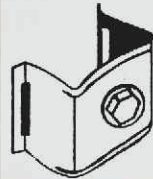


U-CHANNEL BRACKETS
UPB -1

For mounting signs on top of U-channel posts.



CENTER PIN SCREW
PRP -38 = 5/16" X 3/8"



SIGN MOUNT BRACKETS

For mounting signs to U-channel posts.
D-001 = Straight leg bracket
D-021 = Flared leg bracket




VALUCLIPS

VC-1
For use with Valustrap.
Reinforced angle ribs for extra strength. 100 per pack.



BUCKLES

BC-1
For use with Valustrap. Single or double wrap, teeth and ears for clamping strength. 100 per pack.

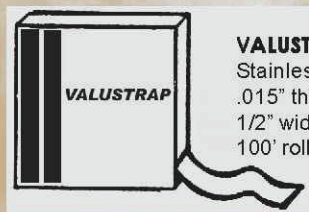


METRO -L MOUNT
L-MOUNTS

Right angle brackets, used to mount signs to a variety of posts.



D-007



VALUSTRAP

Stainless steel strapping.
.015" thick (.38mm)
1/2" wide (12.7mm)
100' roll (30.5m)



STRAPPING TOOL

C-001
Easy to use, ensures a taught installation.